

Why take chances  
with your results?



## New! Pipette Checkit®

Verify pipette accuracy in seconds!

### KEY BENEFITS

► **BE CONFIDENT IN YOUR RESULTS**

Rest assured that your pipettes are delivering accurate volumes while you conduct your experiments.

► **GET INSTANT, EASY VERIFICATION. ANYWHERE!**

Evaluate pipette accuracy on the spot in just seconds - no matter where you are. For low volumes, outperforms a 5-digit balance.

► **MAINTAIN PROPER PIPETTE TECHNIQUE.**

Use the Checkit as a training tool with students and technicians to verify proper pipette technique.

Start your day with confidence. Whenever you need a fast, quantitative assessment of a pipette's accuracy, just pull out a Checkit. Available for various size pipettes, the Checkit checks your pipette's accuracy at the bottom, middle and top of its range. Wouldn't it be nice to know whether a pipette needs recalibration, or if lab personnel could use a brush-up on their pipetting technique? With the Checkit, a clear answer is seconds away.

### What if your pipette has been dropped, cleaned, or borrowed?

Pipette accuracy is critical to successful experiments. Know exactly how your pipette is performing in your lab, in your hands, under the same conditions as your experiment. Just use the Checkit on the lab bench before you begin and in seconds, be confident that your pipettes are delivering accurate volumes. No more trying to read a tiny droplet's weight on a high-precision balance.



Checkit evaluates a pipette at the top, middle, and bottom of its range.

“Checkit is very easy and quick to use with excellent accuracy. Its design is modern, simple and self-explanatory. The lightweight Checkit will be a nice and cool widget that any pipette user would love to add onto her/his shelf.”

ZHONGYUAN KAN, UNIVERSITY OF PENNSYLVANIA

“We were able to give them a try, checking the calibration versus a number of our recently calibrated pipettes. The Checkits looked pretty accurate and were very easy to use.”

PATRICK INGRAM, UNIVERSITY OF WISCONSIN

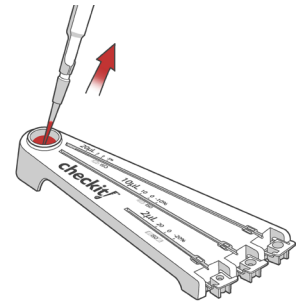
## FEATURES

- › User friendly operation
- › Easy to read markings indicate volumetric accuracy
- › ISO 8655 calibration standards indication
- › Elegant design
- › Minimal evaporation
- › Made in the USA

## It Doesn't Get Any Easier!

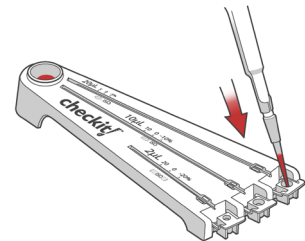
### STEP 1 › FILL IT.

*Fill pipette tip with dye*



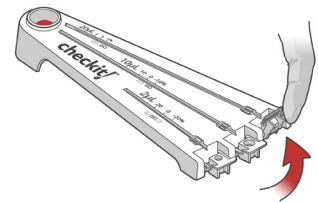
### STEP 2 › DISPENSE IT.

*Dispense dye into well*

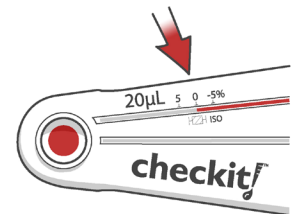


### STEP 3 › FLIP IT.

*Flip up well tab*



### STEP 4 › CHECKIT!



## FOR MORE INFORMATION, CONTACT:

Next Advance, Inc.  
Tel. 1.518.674.3510  
info@nextadvance.com  
www.nextadvance.com